



2

1



B

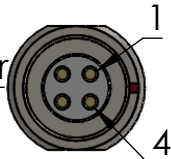
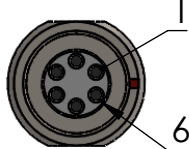
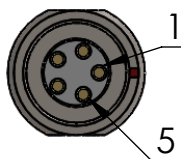
B



Audio

Data

Power



PIN	Audio
1	Left+
2	Left-
3	GND
4	Right+
5	Right-

PIN	Function
1	GND
2	TX CTL
3	RX CTL
4	V+
5	Tx Data
6	RX Data

PIN	Function
1	GND
2	GND
3	+12V
4	+12V

A

A

PROPRIETARY AND CONFIDENTIAL
 THE INFORMATION CONTAINED IN THIS DRAWING IS THE SOLE PROPERTY OF <COMPANY NAME>. ANY REPRODUCTION IN PART OR AS A WHOLE WITHOUT THE WRITTEN PERMISSION OF <COMPANY NAME> IS PROHIBITED.

		DIMENSIONS ARE IN INCHES TOLERANCES: FRACTIONAL ± ANGULAR: MACH ± BEND ± TWO PLACE DECIMAL ± THREE PLACE DECIMAL ±	NAME	DATE
		MATERIAL	DRAWN	
		FINISH	CHECKED	
NEXT ASSY	USED ON		ENG APPR.	
			MFG APPR.	
			Q.A.	
			COMMENTS:	
APPLICATION		DO NOT SCALE DRAWING		

Wave Central

**Axix QDM Rx
Pinout**

SIZE	DWG. NO.	REV.
A	WC-AR1-002 Pinout	
SCALE:1:2	WEIGHT:	SHEET 1 OF 1

2

1