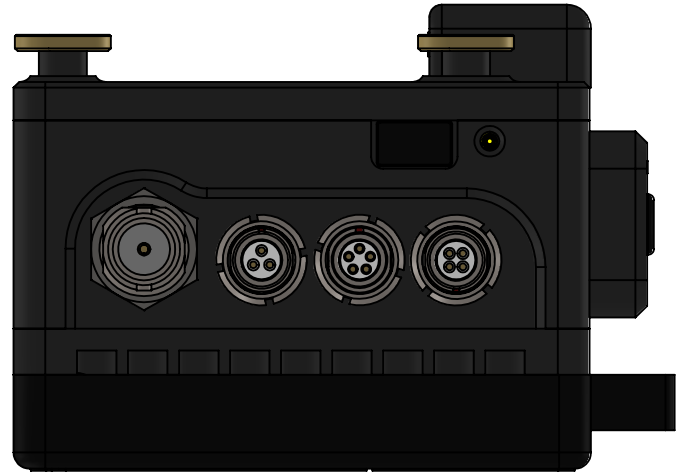
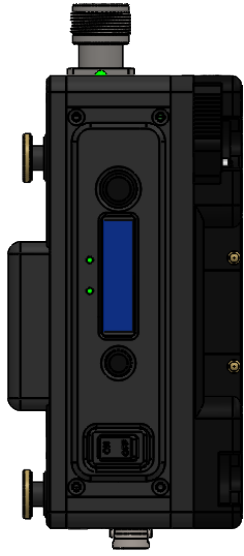


B

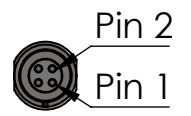
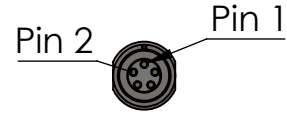
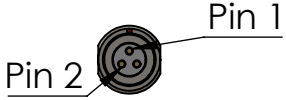
B



DATA

AUDIO

POWER



FGG.0B.303.CLAD527

FGG.0B.305.CLAD527

FGG.0B.304.CLAD527

Pin	Function
1	GND
2	Data +
3	Data -

Pin	Function
1	Audio Left +
2	Audio Left -
3	GND
4	Audio Right +
5	Audio Righ -

Pin	Function
1	GND
2	GND
3	V+
4	V+

A

A

PROPRIETARY AND CONFIDENTIAL  
THE INFORMATION CONTAINED IN THIS  
DRAWING IS THE SOLE PROPERTY OF  
<INSERT COMPANY NAME HERE>. ANY  
REPRODUCTION IN PART OR AS A WHOLE  
WITHOUT THE WRITTEN PERMISSION OF  
<INSERT COMPANY NAME HERE> IS  
PROHIBITED.

		UNLESS OTHERWISE SPECIFIED:
		DIMENSIONS ARE IN INCHES
		TOLERANCES:
		FRACTIONAL ±
		ANGULAR: MACH ± BEND ±
		TWO PLACE DECIMAL ±
		THREE PLACE DECIMAL ±
		INTERPRET GEOMETRIC
		TOLERANCING PER:
		MATERIAL
		FINISH
NEXT ASSY	USED ON	
APPLICATION		DO NOT SCALE DRAWING

	NAME	DATE
DRAWN	B. Frey	3/13/18
CHECKED		
ENG APPR.		
MFG APPR.		
Q.A.		
COMMENTS:		

<b>Wave Central</b> 99 Garden Parkway Carlisle, PA 17013		
TITLE:  Mini B		
SIZE A	DWG. NO. WC-AT3-004	REV 0
SCALE: 1:2	WEIGHT:	SHEET 1 OF 1